

FOOTPLATE

VOLUME 58 No. 05

579 CONSECUTIVE ISSUE July 2011

Something to Keep You Warm



CONTENTS

☞ Timetable ☞ Editorial ☞ General News
☞ Whitby revisited ☞ D6971 ☞ You Never Know ☞ Joke ☞ Flyer

HAMILTON MODEL RAILROADERS

TIMETABLE

Club Meetings every WEDNESDAY 7.00pm

- **TAUPO HOBBY EXPO Taupo Event Centre 23-24 Jul 2011**
For hobbies from stamp collecting, model trains to radio controlled
- **HMRC EXHIBITION Cambridge Town Hall 2011**
Fri 29 setup – Sat 30 & Sun 31 July 2011
- **HMRC AGM 2011 Clubrooms**
Wednesday 03 August 2011
- **HMRC EXHIBITION Hamilton Gardens 2011**
Fri 07 setup – Sat 8 & Sun 9 October 2011
- **TAURANGA New Yew Year Show Mt Maunganui**
Jan 2011 (HMRC Annual pilgrimage)
- **HMRC HAMILTON 60th ANNIVERSARY. 2012**
- **Grand Hobby Show – Matamata & Tauranga Model Rail Clubs.**
Matamata Memorial Centre Complex Sat 24 - Sun 25 Mar 2012
10am – 5pm (4pm Sun) For interest in exhibiting contact M.J. Tarry 07 888 8799 jjdorset@xnet.co.nz


The Committee

Trevor James	President	07 856 6866
Rob Hunter	Vice-President	
Milwyn Rees	Treasurer	07 856 1187
Rob Nixon	Secretary	027 350 8789
Gregor, Ian, Dave	Committee Members:	
Dave Heatley	Editor	07 829 3119
FOOTPLATE Articles to: email: jadaka@slingshot.co.nz		

Cover - Photo: Les Hosticks JA1275 visiting Helensville last summer (Story later on)

EDITORIAL

HAMILTON MODEL RAILROADERS
FOOTPLATE No.579 July 2011



The Fielddays almost made it without rain but last Saturday was a monsoon of a storm so I hope things were not too damp for the close-out.

Hamilton City Claudelands Event Centre came on line with a public opening attended by 12,000 people - they planned it well to coincide with a wet day at the fielddays so probably attracted many more people than anticipated. HCC may state that this was their first 'event' and "very successful it turned out" - well worth the \$68m price tag for it. Probably too large a venue for one of our exhibitions in the future.

The last home game for the Chiefs when they went down to the top of the table Reds. A good game but it hammered it down in the last quarter, soaked from head to foot.

Our Cambridge winter exhibition in July is just around the corner and arrangements are being finalised for the layouts and trade stands. Like always I hope that you all make the effort and support the exhibition so that we can maintain our financial viability and it's all good fun at the end of the day.

Yes folks, our AGM will be here on the first week in August so make sure you come along for the entertainment and elect your committee members. This will also be your opportunity to have general discussions about how you would like to see the club run and anything that you want to air or just to tell the committee that we are right on track - pardon the pun.

Dave Heatley ED

GENERAL NEWS:

Committee News

Last year's AGM results and the current committee members are:

President: Trevor James

Vice President: Rob Hunter (with Ian Bisset runner up)

Treasurer: Milwyn Rees

Secretary: Rob Nixon (with Dave Heatley runner up)

Committee members:

Dave Heatley, Gregor McNeil, Ian Bisset

Trustees: Graeme Robinson & John Budden

Life Member: Selwyn Martin 'Blue Badge' Colin McHarg, Graeme Robinson

Exhibition Manager:

Ian Bisset

Footplate Editor:

Dave Heatley

Librarian: Gregor McNeil

Host: *Lyell Collins resigned Sept'10*

Auditor: Peter Granville

Club layouts

A break this edition from any reporting on the club layouts but they will return next time, that is as long as there is space with all the exhibition pictures which usually happens.

Whitby Revisited – one year later by the editor


A long while back I put together a story from Doug Hay, well to remind you it was July last year Vol.56 Issue 570 to be precise and it was in the early stages of building



a new O Gauge exhibition layout.

12 months in the life of a 'normal' railway modeller does not always allow for a lot of building and instead we all have to share our hobby with other distractions.

Doug on the otherhand is a prolific modeller, the fact is this guy does not work and his love is his modelling so a couple of base boards later, building springing up out of thin air and now a structurally engineered 'cage' for transportation of said Whitby layout.



Here is Dougs latest words on the subject and a heap of photos to better described what has been achieved. This is O Gauge so if you are partially sighted and want a proper manly scale then you to can share the experience on our own O-Zone club layout.

I have faced the angle iron sliding surfaces with MDF to take the levels clear of bolt heads, hopefully to make sliding in the layout boards easier, MDF evo stuck to Dexion angle



Find enclosed pictures of my new layout rack, built at great personal cost and bover. It stands at 6 foot five high but I may be able to shorten it a bit when the layout is complete and I know the finished height of the boards.

It is heavier and stronger than the Keighley racks and will be a bit of a handfull when fully loaded with five boards. also some piccys of the signal box and goods shed under construction, not easy to get it to look like Whitby's as the space for it is very limited and Whitby's was huge.

I will soon be starting the next board, board D which is all platforms and walls but just plain track apart from the catchpoint.





A few pictures of the latest whitby board which has all track laid, some basic scenic features added, (cattle dock), and a control panel built in to operate a number of tortoise motors. It will also have two bluepoints as well.

As yet no point switches are fitted to this board and it is still to wire and detail but the track layout is emerging with the three boards built so far, pictures have not got the engine shed shown as this is stored away.

D6971 37271 37418 "Pectinidae".

English Electric Co. Ltd, Vulcan Foundry, Newton-le-Willows, Merseyside otherwise called E.E type 3

37/4 Refurbished, rewired, electric train supply (ETS) fitted with ETH (Electric Train Heating) replacing 'steam heated' coaches, some of this class received ETH supply when refurbished at Crewe Works during 1985 and 1986.

During this refurbishment, the locomotives also received regear



CP7 bogies and the English electric generator was replaced with a Brush BA1005A alternator as well as a full repaint into BR Large Logo was undertaken. The modifications allowed the 're-built' locomotives to work passenger trains all year round, with the 31 strong fleet being split between Wales and Scotland, Scotland receiving the first 25 and Wales the next six. These machines were later owned by English, Welsh & Scottish Railways (Deutsche Band AG) and this example finally became privately owned and preserved on the East Lancs railway. The photo shows a recently acquired model of 37 418 as seen on 'Little Britain' layout courtesy of Ian Bisset & his Scottish visit

You Never Know. by the Editor

We see many people call through during exhibition time and we usually are a social lot and have a yarn about our hobby or the layout we are operating or their model railway experience.

Well two year back we had this chap call by who hovered around the O-Zone and showed some interest in the activities going on and also mentioned he had a couple of models himself in a glass cabinet at home – never run but just looked good through the glass front cabinet.

He said he just liked the look of the models and never intended to build a layout to run them on. There they stayed until on day two of the hamilton garden Exhibition this chap re-appeared with a couple of boxes tucked away in a canvas carrier bag. He asked if he could test run something so that he could see how it would look actually in action. Some time was spent unwrapping his treasures, layer after layer until out popped a beautiful model of a Barry Railway 0-8-2 tank engine.



PHOTO:

Barry Railway class H was a small class of seven 0-8-2T tank locomotives built by Sharp Stewart in 1896. When they were introduced they were the first locomotives in Britain to use the 0-8-2 wheel arrangement.

The Class H 0-8-2T had small driving wheels to give a high tractive effort and were heavy (for the time) giving good braking. The seven locomotives were numbered 79–85, the numbers being carried on an oval plate attached to the side tanks. Once delivered Class H locos were employed in hauling heavy coal trains between Barry Docks and the large yard at Cadoxton spending their working lives on this duty.

Quite an unusual and rare model to have been commissioned for a NZ chap were our initial thoughts and it looks like a bit of thought must have gone into the acquisition at the time. On the layout the loco performed well but the tightly made 8 coupled wheels had difficulties on one of the pointwork however the model gave great excitement that it even went.

The next out the box after a couple of hours had elapsed was the more recognisable J72 and amazingly we had another two present on the layout at the same time. Geoff had his immaculate 8680 and Doug Hay's (*I believe but not 100% certain*) identical numbered 8680 in a darker shade of LNER green followed by our visitors NER Class E1.



PHOTO: CME Wilson Worsdell's J72 (NER Class E1) 0-6-0 tank engines. A total of 113 J72s were built in nine batches from 1898 and 1951. This large separation in time (53 years) between the construction of the first and last J72s, is probably a record for a British steam locomotive class. The J72s proved very successful and would eventually be found throughout the LNER system. They were the only class that was allocated to all of the LNER's major constituent companies.

This chap was having a great time and we were pleased to see his enjoyment at getting some running time for his pride 7 joy. He did look very apprehensive when we were marshalling his locos using the 'hand-of-god' technique thinking that we were about to let his treasure hit the deck!

As if we would do that – not even our own suffer that fate!

We later found out that the chap we had spent the good part of a day with us over the two days was non-other than Les Hosticks, a real train enthusiast.

PHOTO: Les
Hosticks
engine class
JA 4 - 8 - 2
built North
British loco co.
(photo
courtesy of D.
Hay Sept.10)



In 1950, when the N.Z.R. had already decided to obtain diesel-electric locomotives for the North Island Main Trunk line, sixteen oil-fired "Ja" class engines were ordered from the North British Locomotive Company, Glasgow. The locomotives were intended as a stop-gap at a time when secondary mainline power was proving inadequate.






PHOTO: Ja1275 was retired in March 1968 and was purchased by Les Hostick. It was put into storage at *Te Awamutu Railway Museum* until 1994 when it was leased to Mainline Steam. It was moved to their Parnell depot where it has undergone an extensive overhaul returning to service in October 2004.

Joke Page

A lawyer boarded a Jetstar flight in Perth, with a box of frozen crabs and asked a blonde stewardess to take care of them for him.

She took the box and promised to put it in the crew's refrigerator.

He advised her that he was holding her personally responsible for them staying frozen, mentioning in a very haughty manner that he was a lawyer and proceeded to rant at her about what would happen if she let them thaw out.

Needless to say, she was annoyed by his behaviour.

Shortly before landing in Sydney, she used the intercom to announce to the entire cabin, "Would the lawyer who gave me the crabs in Perth, please raise your hand?"

Not one hand went up so she took them home and ate them.

Two lessons here:

- 1. Lawyers aren't as smart as they think they are.**
- 2. Blondes aren't as dumb as most folk think.**

A LITTLE THREE YEAR OLD BOY IS SITTING ON THE TOILET.

HIS MOTHER THINKS HE HAS BEEN IN THERE TOO LONG, SO SHE GOES IN TO SEE WHAT'S UP.

THE LITTLE BOY IS SITTING ON THE TOILET READING A BOOK.

BUT ABOUT EVERY 10 SECONDS OR SO HE PUTS THE BOOK DOWN, GRIPS ONTO THE TOILET SEAT WITH HIS LEFT HAND AND HITS HIMSELF ON TOP OF THE HEAD WITH HIS RIGHT HAND.

HIS MOTHER SAYS: "BILLY, ARE YOU ALL RIGHT? YOU'VE BEEN IN HERE FOR A WHILE".

BILLY SAYS: "I'M FINE, MUMMY... I JUST HAVEN'T DONE IT YET. "

MOTHER SAYS: "OK, YOU CAN STAY HERE A FEW MORE MINUTES.

BUT, BILLY, WHY ARE YOU HITTING YOURSELF ON THE HEAD?"

BILLY SAYS: "IT WORKS FOR TOMATO SAUCE!"




The last ever harrier fly by - the final words of departure.

A picture of the last Harrier fly-by over the Houses of Parliament.

You have to squint a bit to see what the 'boys' are trying to say!

HAMILTON MODEL RAILROADERS INC

MODEL RAILWAY EXHIBITION



Operating & Static Displays
Trade Stands

Saturday-Sunday
30-31st July 2011

Cambridge Town Hall
Queen Street
CAMBRIDGE

Friday 10am-5pm
Saturday 10am-5pm
Sunday 10am-4pm

Adults \$6 Children \$3 Family \$15

Note: The above arrangements may change before the event. Any change will be advertised. Thank you: Hamilton HMR Exhibition Committee

If undelivered please return to:
HAMILTON MODEL RAILROADERS INC.
P.O. BOX 11022 Hillcrest,
HAMILTON

H.M.Railroaders@slingshot.co.nz